



sherbrooke
DESIGN AND
CONSTRUCTION



2nd Storey Extensions

DESIGN IDEAS & INSPIRATION FOR YOUR HOME

WWW.SHERBROOKECONSTRUCTIONS.COM.AU

2ND STOREY EXTENSIONS THAT INSPIRE

If you are looking at adding a 2nd storey extension we are experts at renovating and extending to capture a specular view or creating extra space for your growing family. We have put together this lookbook to give you some ideas when planning your 2nd story extension.





Kew






Malvern






Surrey Hills





Hawthorn





STEP 1

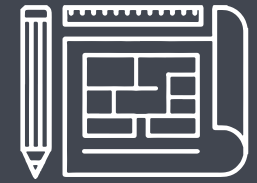
You will meet with one of our designers to discuss your extension, renovation or new home design needs, your wishes, the 'look' you want to achieve and your budget. Use this time to personalise your project, tell us your goals, show us pictures you may have collected along the way of homes you like and brainstorm your ideas with us. A concept design plan will be discussed in line with your proposed budget.

5 Stages of Building Design Services

Sherbrooke's design team can develop and design an original and functional design to fit your lifestyle needs and budget. Whether it be a renovation, extension or new home we will look after you every step of the way

To give you peace of mind we guarantee our budget will be within 5% of the final fixed price contract offer.

Our clients become "Customers for Life" as we are committed to providing our clients with premium levels of service and satisfaction. We undertake complimentary 6 week and 12 month post completion maintenance reviews in addition to the mandatory 3 month review. Our aim is to ensure that you are 100% satisfied with the quality of our work well after completion.



STEP 2

Based on our meeting with you, our skilled designer will then prepare a draft concept design. You will meet with your designer again to review and confirm that we have interpreted your ideas correctly and the home design is what you are looking to achieve. If required, any changes are made to accommodate your needs.



STEP 5

Once you are satisfied with all of the relevant documents you will be presented with a copy of the 'Plain English' Housing Industry Association Standard Building Contract' for your review. The contract includes a fixed completion date and the home owners warranty guarantee.



STEP 3

Once the design is approved by you, our estimator will prepare a Budget Estimate and preliminary specifications that outlines what is included in the estimate. We again review this with you to confirm and make final adjustments. We guarantee our budget estimates to be within 5% of a fixed price quote/contract based on the information we have at this point.



STEP 4

Once you are completely comfortable with the information provided we can begin to discuss the next step which is the documentation stage. This will be presented to you in the form of a preliminary agreement and includes the preparation of building engineering and town planning plans, soil reports and final contract specifications.



sherbrooke
DESIGN AND
CONSTRUCTION

Contact Us

Call. (03) 9594 8400

Fax. (03) 9548 7043

Em. enquiries@sherbrookeconstructions.com

1/163-179 Forster Road, Mount Waverley, VIC 3149

